



Jay Zimmerman
National Sales Manager
888.414.7518 ext. 3099

FIND A DEALER

Search for **LVI** dealers using
your ZIP code at **lvimfg.com**

lvimfg.com/dealersearch



About LVI

In response to requests for help in dealing with challenges to managing poultry litter bed conditions, **LVI** began manufacturing litter processors in 2008. Our goal was to develop rugged, value-engineered machines to meet the rigorous demands of litter conditioning and composting.

Our commitment to excellence in product quality, Customer support, and constant exploration of marketplace needs, has enabled us to realize significant expansion and breadth to our equipment lineup. More than ten unique models of poultry bedding processors, dairy bedded pack processors and complimentary items now sport the **LVI** badge. Our sales professionals will gladly assist regional dealers and retail Customers in making the best product selection for any individual need.

From our careful selection of raw steel and componentry, through low-tolerance fabrication and painstaking assembly, premium quality finished products are our highest motivation! When our team is satisfied with the workmanship on each unit, it is sheathed in a protective coat of TGIC polyester powder coat finish to assure maximum eye appeal and protection from rust.

Why Windrow and Compost Litter?



As bedding costs continue to escalate, there is an alternative with many benefits. By composting and pulverizing the litter in your building, using the LVI Windrower, the very natural process of sterilizing the litter begins. An LVI machine's dual-augured pulverizing action enables the building of tall, well constructed

windrows. These windrows are able to reach temperatures of 130-150 degrees Fahrenheit, allowing aerobic composting to have an impact in as little as 3 to 4 days. This process has shown proven results in the reduction of mortality rate and elimination of darkling beetles in the poultry barn.

Why Compost and Till a Bedded Pack?

The composting process of a bedded pack is vital to maximizing the ROI of a bedded park barn. In a recent study of dairy bedded pack management, the University of Kentucky found that increased cow health, and decreased somatic cell count was a direct result of proper aeration and mixing of the bedded pack on a daily basis. The LVI composter is designed with

front-mounted depth-adjustable ripper shanks that pull the dense pack material up and in to rotating tiller knives, ensuring ideal pack conditions. A cleaner, drier bedded pack means a healthier cow, and a healthier cow means higher quality milk and more of it!

	COMPOST COMMANDER	DELUXE	DELUXE B SERIES II	JR60	SL-84	PM72	PM96
ATTACHMENT TYPE	FRONT 3PT	3PT	3PT	3PT	Q/A	3PT	3PT
HORSEPOWER RECOMMENDED	75	65	50	40	25-32 GPM	40	60
MIN SPEED / BEST PERFORMANCE	1 MPH	1 MPH	1 MPH	1 MPH	-	1 MPH	1 MPH
OVERALL HEIGHT	41"	54"	50"	42"	41"	41"	41"
OVERALL WIDTH	125"	125"	118"	99"	116"	88"	101"
WEIGHT	1650	1780	1520	1100	1400	800	960
PTO DRIVE	YES	YES	YES	YES	HYDRAULIC	YES	YES
HYDRAULIC TILT	-	YES	YES	-	-	-	-
HYDRAULIC SIDE SHIFT	-	YES	-	-	-	-	-
SHEER PROTECTION	YES	YES	YES	YES	-	YES	YES
OIL BATH CHAIN DRIVE	YES	YES	YES	YES	YES	YES	YES
	RTS BLOWER	RTS LEVELER	LITTER LEVELER-8	LITTER LEVELER-10	BEDDED PACK M750	BEDDED PACK M1100	
ATTACHMENT TYPE	Q/A	3PT	3PT	3PT	3PT	3PT	
HORSEPOWER RECOMMENDED	17-GPM	50	40	60	80	120	
MIN SPEED / BEST PERFORMANCE	-	2 MPH	2 MPH	2 MPH	1 MPH	1 MPH	
OVERALL HEIGHT	-	22"	24"	24"	50"	50"	
OVERALL WIDTH	61"	144"	96"	120"	96"	144"	
WEIGHT	500	1200	1100	1400	2500	3500	
PTO DRIVE	HYDRAULIC	-	-	-	YES	YES	
HYDRAULIC LIFT/ANGLE	YES	YES	YES	YES	-	-	
HYDRAULIC SIDE SHIFT	-	-	-	-	-	-	
SHEER PROTECTION	-	-	-	-	-	-	
OIL BATH CHAIN DRIVE	-	-	-	-	YES	YES	



lvimfg.com



700 E Linden St Richland, PA 17087 | 888.414.7518 | lvimfg.com


Engineered, Designed and Built
for optimum performance and service life!

Deluxe

Extend the life and value of litter by windrowing into a healthier composted litter bed for your birds

- Build tall, well-formed windrows for optimum heat generation & composting results
- Condition the litter with dual auger pulverizing action
- Reduce mortality rate from darkling beetles
- Reduce disease in the litter


LVI's
#1 Model by
Customer
Choice!



An economically designed litter processor...

Built with the original Deluxe model auger components, PTO drive, and spring flex wing. The Series II now features an angled frame, giving you excellent windrow construction.

Deluxe
B SERIES II



A compact series...

Performs with a lower HP requirement. The JR60 features standard upper and lower extension augers, creating tall, well-formed windrows for optimum results.

Deluxe
C SERIES JR60

Compost Commander

The Compost Commander gives the operator the ability to face forward...

Without twisting their neck while attempting to look in two different directions. The Tractor engine PTO directs the power and torque directly to the aggressive pulverizing paddles, breaking litter cake and forming windrows, achieving a quality composted product.

- Maximized torque to auger with direct drive PTO
- Built heavy-duty for increased machine life
- Lower clearance by tractor operating on cleaned floor
- Operator able to face forward while operating tractor
- Aggressive pulverizing paddles move material & compost litter cake more effectively



PULVI=MASTER 96

Extend the life and value of poultry litter by conditioning and pulverizing the cakes

- 4-Rows of abrasive-resistant angled free swinging pulverizing blades
- External grease fittings to service bearings
- Quick hitch ready
- Adjustable rear leveling gate
- Drier litter equals less ammonia
- Improve paw quality
- Also available in 72"



SL-84

Designed for skid-loaders with universal quick-attach...

Designed to be operated using a loader with 25-32 GPM standard or high flow for optimum performance. 6-8 Inch maximum litter depth recommended.

- 32-45 GPM (available by special order)


Thousands of
Poultry Barns are
Currently being
Serviced by LVI
Windrowers!

Litter Leveler

Hydraulic Box Blade...

Maintains consistent floor levelness flock after flock, giving you uniformity through the entire barn. Powder coated to give it the ultimate protection from the harsh environment of the litter. The box blade features hydraulic skids giving quick depth adjustment.

- 8' and 10' available



Rooster Thunder Leveler

Hydraulic Angle Blade...

Maintains consistent floor levelness every time giving you uniformity through the entire barn. Powder coated to give it the ultimate protection from the harsh environment of the litter. The angle blade features hydraulic angle to flow material each direction and disc wheels for depth adjustment.

- 12' available



ROOSTER THUNDER SWEEPER



- 6" diameter discharge with air speeds up to 200 MPH
- Complete with attached hydraulic hoses and couplers
- Remote auto-adjust for ease of operation

OUR DAIRY PRODUCTS

Improved cow comfort and health...

Result in lower cull rates. Somatic cell count has been known to lower, resulting in increased milk value. Rejuvenating the bedding pack will preclude the use of new bedding, thus reducing manure handling expenses. The list goes on...

DAIRY Bedded Pack Composter



Model 750

- 7.5' Working Width
- 70-100 HP Rating for Best Results
- 2,500 lbs. Build Weight



Model 1100

- 11' Working Width
- 100-170 HP Rating for Best Results
- 3,500 lbs. Build Weight

"The Deluxe is simple to use. It also makes the litter nice from the floor up, leaving a nice smooth bedding prepped for the next flock. The LVI windrower helps with reducing enteritis and ammonia allowing for comfortable conditions." - Ryne Smith, North Carolina

"Bought the LVI Dairy Tiller 750 for our new compost dairy barn. Really happy with the quality of the product and the high quality of Udder health we see with using the 750 compost bedded pack tiller. Goes beyond expectations." - Matthew Entz, Alberta Canada